



Grade 1 Weekly Plan

April 28-May 2

SPECIAL ANNOUNCEMENTS

Online Resources:



Seesaw: <https://web.seesaw.me/>



<https://www.kidsa-z.com/main/Login/teacherUsername/>



<https://ca.ixl.com/signin/hayatuni>



www.education.com/games/play (optional)



<https://wow.boomlearning.com/> (optional)

Assessments






















View Resource section to identify the skills that will be on the assessments
All assessments will be on Thursday unless otherwise noted.

Thursday, April 25th- Math assessment

Upcoming:

Thursday, May 2nd- Sight word List 5B assessment-

Subject	Learning Objective	Resources
<p>Phonics</p>	<p>The students will view and practice sound cards. Assessments will be over any sounds learned. Please view below.</p> <p>Please click on the Sound Card Video and practice with your child daily for the length of the video (6 minutes)</p> <p>Review: Jolly Phonics Book 3 : ph as /f/ soft c and soft g, ai as /a_e/, ay & ee as e_e, ea</p> <p>Current: ie as i_e, y, igh oa, o_e, ow ue, u_e, ew as /oo/ ou, ow</p> <p>Upcoming: oi, oy</p>	<p>Sound Card Video</p> <p>Jolly Phonics Book 1</p> <p>Jolly Phonics book 2</p> <p>Jolly Phonics book 3 (current)</p> <p>April Jolly Phonics Pacing Calendar</p> <p>May Jolly Phonics Calendar</p> <p>NEW!!!! Florida Educational Resources</p>
<p>Reading</p>	<p>Read Aloud Options Teacher's choice Focus on starting guided reading groups</p> <p>Continue Reading Strategy Animals Continue comprehension and retell practice</p> <p>Vocabulary: "Good Readers", concepts of print, front cover, back cover, spine, words, spaces,</p>	<p>New! RazKids Decodable</p> <p>NEW!!!! Sight word Slides</p>

	<p>sentences Sight words List 5B</p>	<p>Reading Strategies Animals</p> <p>Characters & Setting</p> <p>Problem & Solution</p> <p>Sight words List 5A &5B</p>										
<p>Writing</p>	<p>Students will explore narrative writing. Ongoing: 5 Star Writing REVIEW</p> <div data-bbox="479 884 1167 1209" style="border: 1px solid black; padding: 5px;"> <p style="text-align: center;">5 Star Writing</p> <table border="1" style="width: 100%; border-collapse: collapse;"> <tr> <td style="text-align: center; width: 15%;"></td> <td>Capital letter to start my sentence. → I see a dog.</td> </tr> <tr> <td style="text-align: center;"></td> <td>Punctuation to end my sentence. Where is the dog? ✓</td> </tr> <tr> <td style="text-align: center;"></td> <td>Use finger spaces. The dog is brown. ↗</td> </tr> <tr> <td style="text-align: center;"></td> <td>Use neat handwriting & phonemic spelling. K k </td> </tr> <tr> <td style="text-align: center;"></td> <td>My sentence makes sense. </td> </tr> </table> </div>		Capital letter to start my sentence. → I see a dog.		Punctuation to end my sentence. Where is the dog? ✓		Use finger spaces. The dog is brown. ↗		Use neat handwriting & phonemic spelling. K k 		My sentence makes sense. 	<p>Grammar Book</p> <p>Nouns Video</p> <p>Verbs Video</p> <p>Adjectives</p> <p>The Sentence Song</p>
	Capital letter to start my sentence. → I see a dog.											
	Punctuation to end my sentence. Where is the dog? ✓											
	Use finger spaces. The dog is brown. ↗											
	Use neat handwriting & phonemic spelling. K k 											
	My sentence makes sense. 											
<p>Math</p>	<p>Review: Subtraction and addition within 10 and 20 using pictures, number lines, doubles facts, and word problems. Vocabulary words: Friends of 10, Number ID, Counting, ones, tens, patterns, counting on, counting backwards, "how many?", more, less, place value, tens, ones Number sense: Identifying, writing & counting numbers within 20, writing number names to 20. Learning place value. Groups of ten.</p> <p>Upcoming: 2D & 3D shapes and their attributes Vocabulary words: vertex, vertices, sides, roll,</p>	<ul style="list-style-type: none"> ● Counting to 100 ● Numbers in the teens ● Friends of 10 ● Counting Backwards from 20 ● Patterns Video ● Jump math Book 1.1 										

	slide, stack	
Socials/ Science	<p>The students will learn about taking care of the planet via the 3Rs, (Reduce, Reuse, Recycle) and participate in the Earth Week Challenge.</p> <p>Click to review Earth Week Challenge</p>	Hayat High 5 Theme: Be Kind